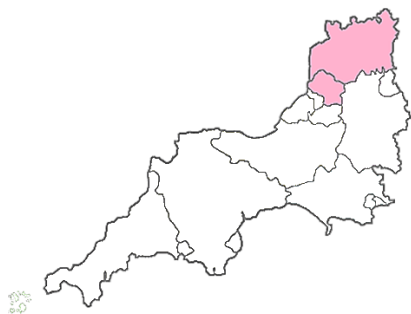





NFU GLOUCESTERSHIRE: FARMING FIGURES



With an area of **3,150km²**, Gloucestershire is the 5th largest county in the South West covering **13.2%** of the SW's land area.



224,262 Ha of Gloucestershire's land area is farmed under a commercial farm holding (**74%** of Gloucestershire's land area).



Gross Output = £318 million

GVA = £128 million

59%

...of Gloucestershire's farmed land is owned by the farmers managing it.

There are **3,058** commercial farm holdings in Gloucestershire (12% of those found in the SW).

7,419 directly employed in agriculture in Gloucestershire...

That's 12.1% of the SW's farm workers.



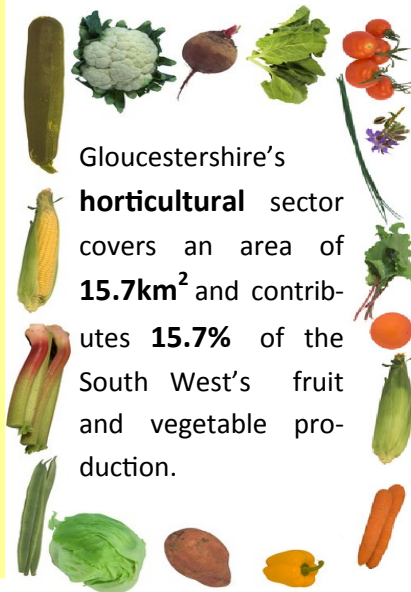
Of the **224,262 Ha** farmed land in Gloucestershire, **60%** (134,613.6 Ha) is managed as grassland. That's **10.8% more** than the national average of **49.2% grassland**, but **6.5% less** than the average for the South West region.

Gloucestershire has the **second largest** proportion of **arable** crops in the South West, with at least 17% of the region's arable cropland being farmed in this county.

Of the 85,397.1 Hectares of arable farmland, **63.2%** (53,965.1Ha) is **cereal crops**.



That's 24.1% of Gloucestershire's farmed area and 18% of all the South West's cereal production.




Gloucestershire's **horticultural** sector covers an area of **15.7km²** and contributes **15.7%** of the South West's fruit and vegetable production.

Did you know...



Gloucestershire is the largest producer of field beans in the South West (around 30%)!



Total expenditure on environmental stewardship schemes in Gloucestershire in 2011/2012 amounted to around £6.4 million.

According to the Countryside and Community Research Institute, for every £1 spent on stewardship activities, the total output in the local economy (within 40 minutes of the farm) is £1.42.

That's a **£9.1 million** contribution to the local economies in Gloucestershire.



159,368 cows
8.9% of SW total cows



305,225 sheep
10.5% of SW total sheep



25,303 pigs
6.5% of SW total pigs



2,789,265 poultry
14.4% of SW total poultry