

This bulletin includes;

- latest Claimant Count information
- total job posting numbers
- job posting numbers by occupation



Jobs and Economic Bulletin

June 2023

Jute Blackmon
jute.blackmon@gfirstlep.com



June 2023

Please find the **June** update below, which includes the latest **Claimant Count** information, total **Job Posting** numbers and job posting numbers by **occupation**.

Executive summary

- The **Claimant Count** in Gloucestershire **increased** by **80 persons** to **8,985** and the rate was **2.3%**
- **Job posting numbers** for the month of **June** were around **31,564** which is a monthly **increase** of around **2,359** job postings when compared to the revised May figure of 29,205.

June Claimant Count

Note: the reference period for these Claimant Count figures is 8th June 2023.

This month saw the publication of the June ***Claimant Count** figures: the **Gloucestershire** rate has **remained** at **2.3%** (the value is expressed as a proportion of residents aged 16-64). The June total now stands at **8,985** compared to the May figure of 8,905 which is a monthly **increase of 80 persons**. All districts saw an increase in the estimated number of unemployed claimants except Cotswold, Forest of Dean, and Tewkesbury which remained the same.

The June figure for the **South West** was **2.5%**, **England** was **3.8%** and the **UK** figure was **3.7%**.

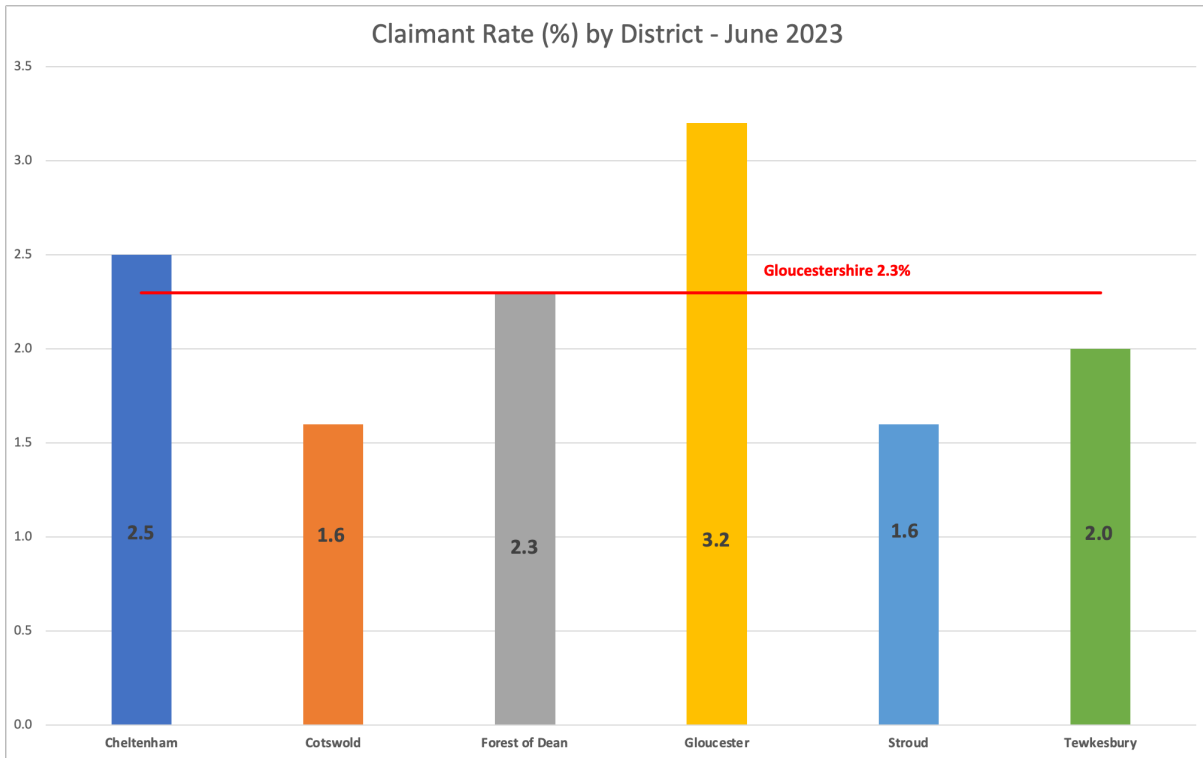
For reference, prior to the pandemic in February 2020, the Gloucestershire rate was 2.0% with 7,895 people claiming, peaking in August 2020 to 5.0% and 19,155 people claiming.

For more information on the claimant count, please refer to the Gloucestershire County Council's monthly publications [here](#).

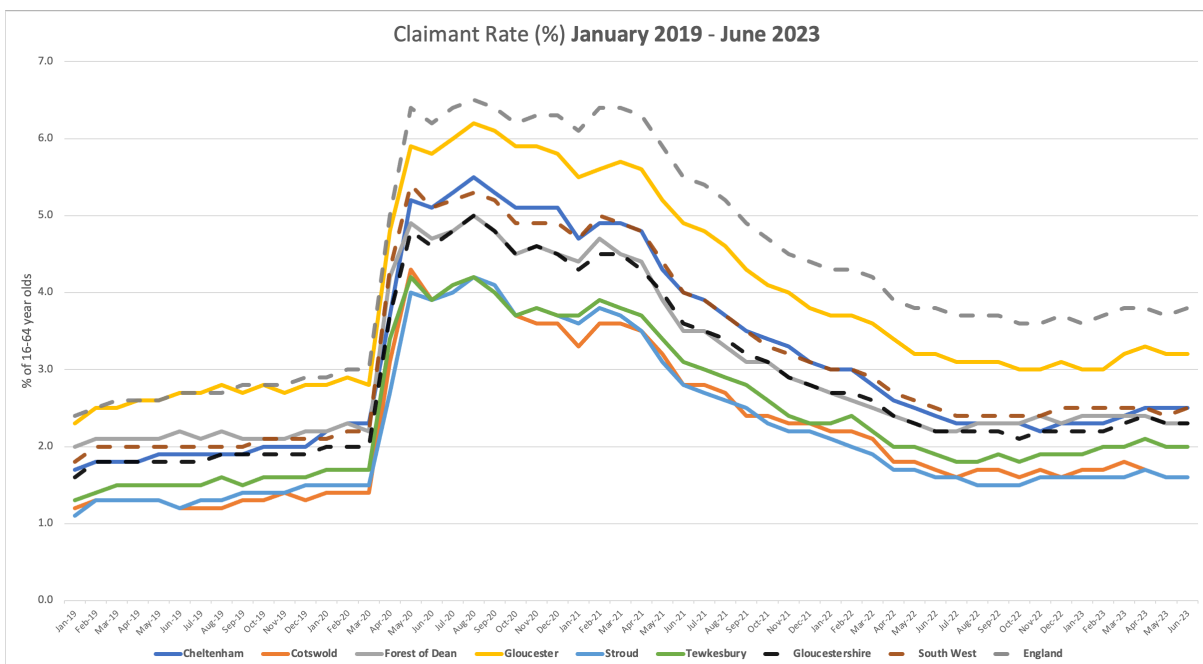
**The Claimant Count is a measure of the number of people who are unemployed and claiming benefits. For more information about Universal Credit please see the [ONS website](#).*



The below shows the claimant rate for June 2023 in Gloucestershire.



The below shows the current claimant rate for Gloucestershire at 2.3%, compared with all six districts, the South West and England from January 2019 to June 2023. The rate for Gloucestershire continues to be below that of England and the South West.

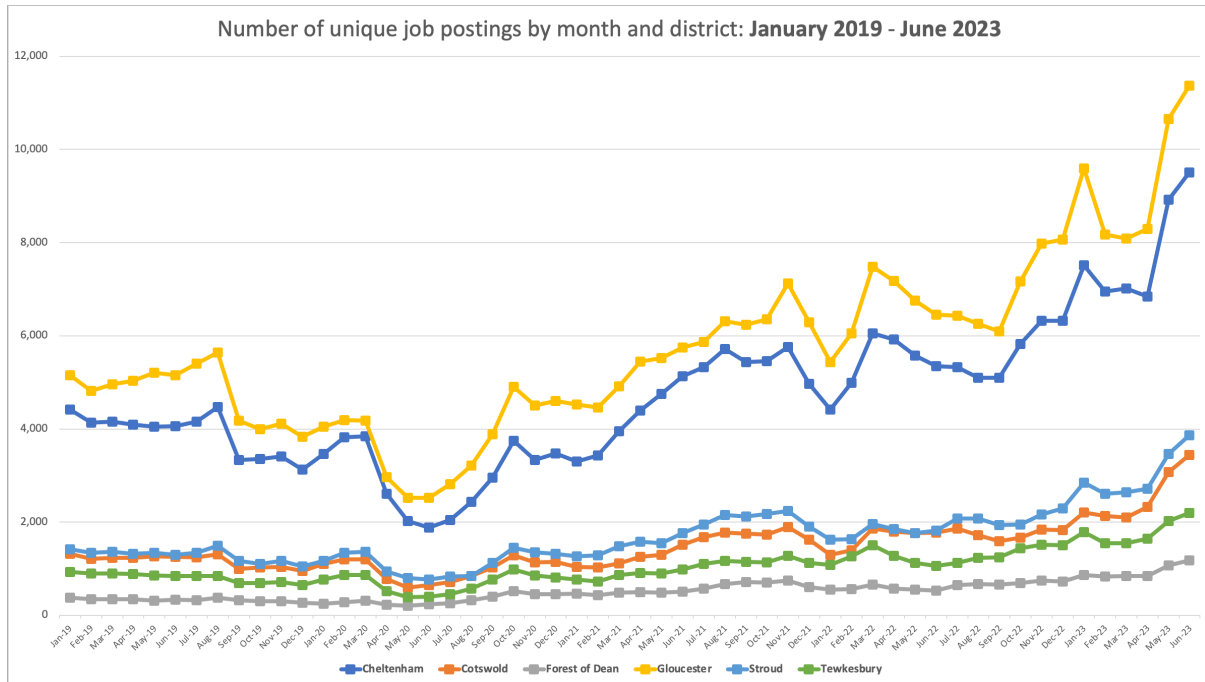




Job posting numbers

Job posting numbers for the month of **June 2023** were around **31,564** which is a monthly **increase** of around **2,359** job postings, when compared to the revised May 2023 figure of 29,205.

The below shows total jobs posted by district from **January 2019 to June 2023**. All districts have seen an increase in numbers when compared to May 2023, with some of the biggest increases seen in Cheltenham and Gloucester.

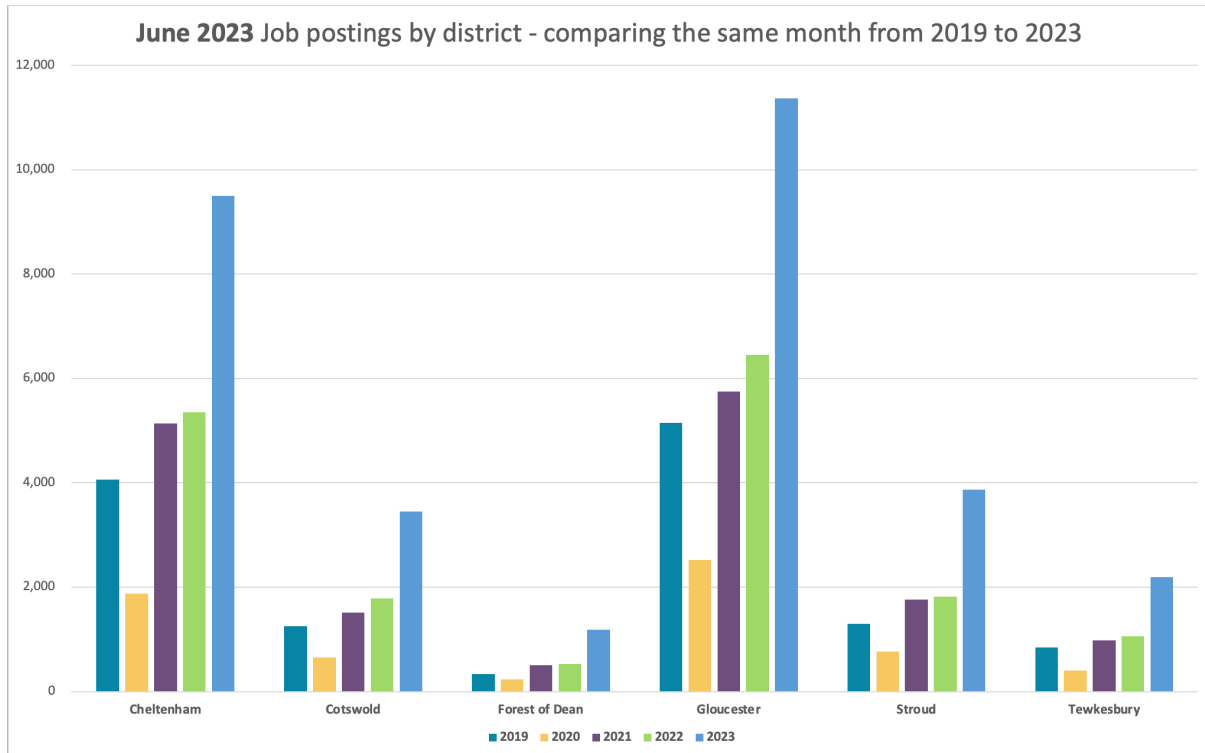


Source: Lightcast™. 2023



Job posting numbers – district comparison

The below gives a district overview of total job postings for the month of June 2023, comparing the same month in 2019, 2020, 2021 and 2022. Job posting numbers in June 2023 (light blue bar) are higher than June in previous years.



Source: Lightcast™. 2023

Please note – job posting numbers are based on snapshot data taken on the 18th July, numbers are provisional and subject to change. Job postings are collected from online sources, it doesn't capture postings that are not advertised online, this might result in undercounting for some occupations. This data shows any active posting rather than newly listed postings. A posting is removed from the count after it has been online for 61 days. A job posting does not necessarily result in a job and some jobs will be created without a job posting.



Occupations

The table below shows changes in the number of postings by broad occupation, comparing pre-pandemic February 2020 numbers with June 2021, June 2022, and June 2023.

The trend displayed (chart on the right) is for the 4-year period January 2019 to June 2023. Cells highlighted green show the occupations that have seen an increase when compared to pre-pandemic February 2020.

All occupations saw an increase in June 2023 compared with pre-pandemic February 2020 numbers. The green bars in the trend chart show the peak in postings for that occupation and red bars highlighting the lowest number of postings for the period January 2019 to June 2023.

The trend shows that all occupations peaked in June 2023. Some of the biggest increases since February 2020 can be seen in the **Elementary Occupations** – examples of some occupations that fall under this category are **agricultural, construction, process plant occupations, goods storage, administration, personal services, cleaning, security, and sales occupations.**

Vancancies by broad occupation	Feb 2020 Unique Postings	Jun 2021 Unique Postings	June 2022 Unique Postings	June 2023 Unique Postings	% change Feb 2020 - June 2023	Trend between January 2019 - June 2023
Managers, Directors and Senior Officials	869	1,212	1,277	2,182	151%	
Professional Occupations	3,288	4,117	4,155	6,923	111%	
Associate Professional and Technical Occupations	2,025	2,523	2,713	4,917	143%	
Administrative and Secretarial Occupations	1,095	1,702	1,758	3,696	238%	
Skilled Trades Occupations	1,014	1,302	1,254	2,718	168%	
Caring, Leisure and Other Service Occupations	981	1,358	1,864	2,899	196%	
Sales and Customer Service Occupations	1,082	1,409	1,477	2,860	164%	
Process, Plant and Machine Operatives	570	830	851	1,869	228%	
Elementary Occupations	708	1,091	1,583	3,421	383%	
Total Across All Occupations	11,693	15,658	16,981	31,564	170%	

Source: Lightcast™. 2023

Occupation data can be viewed at a high level (as shown in the above table), which uses broad category one-digit Standard Occupation Classification (SOC) codes to group similar jobs together, or at a granular level, using four-digit Standard Occupation Classification (SOC) codes. These four-digit Standard Occupation Classification (SOC) codes provide more detailed descriptions and have been used in the table below.

The below lists the **top ten occupations by four-digit SOC code for June 2023**, alongside total jobs advertised and what proportion this was as a percentage of the total jobs posted in Gloucestershire for this month. **Other Administrative Occupations n.e.c.** accounted for **4.2%** of the overall jobs posted in Gloucestershire in June 2023, followed by **Care Workers and Home Carers 3.6%** and **Sales Related Occupations n.e.c. 3.0%**, with the remaining occupations accounting for smaller numbers.



Top ten Occupations by four-digit SOC code	June 2023 Unique Postings	As a percentage of jobs posted
Other Administrative Occupations n.e.c.	1,323	4.2%
Care Workers and Home Carers	1,144	3.6%
Sales Related Occupations n.e.c.	962	3.0%
Programmers and Software Development Professionals	926	2.9%
Kitchen and Catering Assistants	827	2.6%
Customer Service Occupations n.e.c.	812	2.6%
Nurses	681	2.2%
Cleaners and Domestic	645	2.0%
Van Drivers	595	1.9%
Book-keepers, Payroll Managers and Wages Clerks	589	1.9%

Source: Lightcast™. 2023

Please note: **n.e.c.** stands for **not elsewhere classified** – for a classification that cannot fit into any other grouping

Top companies posting

The top ten companies posting jobs in Gloucestershire in June 2023 were:

- NHS
- Ultra Group Company Limited
- General Electric
- Gloucestershire County Council
- The Orders of St John Care Trust
- Tesco
- Gloucestershire College
- GCHQ Holdings
- Loungers LTD
- Costa Coffee

Please note this does not include employment agencies, however employment agencies do form part of the total jobs posted in the report.